



For Valves, Fittings & PTFE (Teflon) Products

**MANUFACTURER,
EXPORTER, SUPPLIER,
STOCKIST OF:**

INDUSTRIAL VALVES

- > MANUAL VALVES
- > MOTORIZED VALVES
- > PNEUMATIC VALVES

PIPE FITTINGS

PTFE PRODUCTS



FLOWTECH VALVES & FITINGS CO is located in Kolkata in the state of West Bengal, India. '**FLOWTECH**' valves are designed and manufactured as per the latest international standards considering maximum safety, performance and long life.

Our range of products consists of all kinds of Manual Valves, Pneumatic Valves, Pipe Fittings, and PTFE products.

We cater to the needs of industries such as chemical plants, oil and gas, water treatment plants, ash handling plants, sugar distilleries, paper mills, among many others.

Our success over the years is a reflection of our commitment to deliver quality products. Our conviction in long-term relationships has a major contribution to our position in the industry today. Reassurance and inspiration from our customers even during unfavourable times have supported us in battling all the hurdles in our journey. We celebrate our success in our customer's success and this is what we take pride in.



VISION

We believe the best way to grow our business is to create a climate of confidence and trust. We aspire to be the global leader in industrial valves and automation.



MISSION


We aim to build a lasting relationship with customers based on integrity, commitment, reliability, and inclination to offer paramount value for money.

INDUSTRIAL VALVES

[MANUAL VALVES, MOTORIZED VALVES, PNEUMATIC VALVES]



PIPE FITTINGS



PTFE PRODUCTS

MULTIPORT DESIGN 2/3/4/5 WAY BALL VALVE

Size: 1/2" to 12"
MOC: CI / WCB / CF8 / CF8M
Seals: PTFE / CFT / GFT / TFM / PEEK
Pressure: 150# / 300# / 600# / 900#
Temp: Upto 180°C / 250°C
Class: 150#
Ends: Screwed / Flanged / Socket / Triclover Type



JACKETED BALL VALVE

Size: 1/2" to 4"
MOC: WCB / CF8 / CF8M
Ball Port: 30° / 60° / 90° V Curve
Seals: PTFE / CFT / GFT / TFM / PEEK
Pressure: 150# / 300#
Temp: Upto 180°C / 250°C
Class: 150# / 300#
Ends: Flanged End



EXTENDED STEM BALL VALVE FOR LOW TEMP.

Size: 1/2" to 8"
MOC: WCB / CF8 / CF8M
Seals: PTFE / CFT / GFT / TFM / PEEK
Pressure: 150# / 300# / 600# / 900#
Temp: -20°C to 180°C
Class: 150#
Ends: Screwed / Flanged / Socket



V NOTCH BALL VALVE

Size: 1/2" to 4"
MOC: WCB / CF8 / CF8M
Ball Port: 30° / 60° / 90° V Curve
Seals: PTFE / CFT / GFT / TFM / PEEK
Pressure: 150# / 300#
Temp: Upto 180°C / 250°C
Class: 150# / 300#
Ends: Screwed / Flanged



PLUG VALVE LUBRICATED SOFT SEATED

Size: 1/2" to 8"
MOC: WCB / CF8 / CF8M
Seals: PTFE / CFT / GFT / TFM / PEEK
Pressure: 150#
Temp: FEP - 180°C / PFA 230°C
Class: 150#
Ends: Flanged End



FLUSH BOTTOM REDUCE BORE BALL VALVE

Size: 6"X8" / 8"X10" / 10"X12" / 12"X14"
MOC: WCB / CF8 / CF8M
Seals: PTFE / CFT / GFT / TFM / PEEK
Pressure: 150#
Temp: Upto 180°C / 250°C
Class: 150#
Ends: Flanged End



WAFER TYPE BUTTERFLY VALVE

Size: 1/2" to 72"
MOC: CI / DI / WCB / CF8 / CF3M / CF8M / Alluminium Alloy
Seals: Nitrile / NBR / EPDM / Vitron / FEP / PFA / PTFE / CFT / GFT
Pressure: PN6, 10, 16, 20, 25 / Upto 10 kg/cm²
Temp: -20°C to 180°C (Depending on MOC)
Ends: Wafer Type / Wafer Type Double Flanged



TRIPLE OFFSET BUTTERFLY VALVE

Size: 1.1/2" to 36"
MOC: WCB / CF8 / CF3M / CF8M
Seals: PTFE / CFT / GFT
Pressure: PN6, 10, 16, 20, 25
Temp: -20°C to 180°C (Depending on MOC)
Ends: Wafer Type / Double Flanged



DAMPER BUTTERFLY VALVE

Size: Upto 3000mmx3000mm
MOC: IS Grade MS / SS
Pressure: Upto 10000 MMWC / PN6 / PN10
Temp: -20°C to 500°C
Ends: Flanged / Wafer



DOUBLE FLANGE BUTTERFLY VALVE

Size: 1.1/2" to 88"
MOC: IS Grade MS / SS
Seals: Nitrile / NBR / EPDM / Viton
Pressure: Upto 10000 MMWC / PN6 / PN10 (Depending on req.)
Temp: -20°C to 500°C
Ends: Double Flanged



RESILIENT GATE VALVE

Size: 1.1/2" to 48"
MOC: WCB / CF8 / CF8M
Seals: PTFE / CFT / GFT / EPDM / Metal to Metal
Pressure: PN 16 / PN 10 (Depending on req.)
Temp: -20°C to 80°C
Ends: Flanged as per BS / DIN



GLOBE VALVE - SOFT SEATED

Size: 1/2" to 4"
MOC: WCB / CF8 / CF8M
Seals: PTFE / CFT
Pressure: 150#
Temp: -20°C to 180°C
Ends: Screwed / Flanged



GLANDLESS PISTON VALVE - ND40

Size: 1/2" to 4"
MOC: WCB / CF8 / CF8M
Seals: Metal to Metal
Pressure: 40 kg/cm²
Temp: 4000°C
Ends: DIN 2525 (PN40)



Y TYPE STRAINER

Size: 1/2" to 12"
MOC: WCB / CF8 / CF8M
Screen: 40 Mesh / 20 Mesh
Seals: NBR
Pressure: 150#
Temp: 220°C
Ends: Screwed / Flanged
Features: Bolted Cover, Low Pressure Drop, High Filtration Area



KNIFE GATE VALVE

Size: 1/2" to 72"
MOC: CI / WCB / CF8 / CF3M / CF8M / SS / CS
Seals: Metal to Metal / NBR / PTFE
Pressure: Upto 2 kg/cm² (Above on req.)
Temp: Upto 80°C / 220°C
Ends: Lugged / Flanged Type
 Type: Square Type / Slide Gate /



CHECK VALVE / NON RETURN VALVE / DPCV

Size: 1/2" to 36"
MOC: CI / WCB / CF8 / CF8M
Seals: PTFE / Metal to Metal
Pressure: Upto 10 kg/cm²
Temp: Upto 80°C / 220°C
Ends: Flanged Type



DIAPHRAGM VALVE

Size: 1/2" to 8"
Pressure: PN10 / 150#
Ends: Flanged
Types: A-Weir Pattern, Hard Rubber Lined, Without Lined (Unlined)



T/TEE TYPE STRAINER

Size: 1" to 48"
MOC: WCB / CF8 / CF8M / MS / SS
Pressure: 150# / 300# / 600#
Ends: Flanged / Butt weld



DOUBLE WINDOW SIGHT GLASS

Size: 1/2" to 12"
MOC: WCB / CF8 / CF8M / MS / SS
Pressure: PN 6 / PN 10 / PN 16
Ends: Flanged as per BS / DIN / ANSI
Types: Large View, Bolted Cover (Sight Flow Indicator)



TUBE TYPE SIGHT GLASS

Size: 1" to 6"
MOC: SS / MS
Glass Length: 100mm / 150mm (Higher on request)
Pressure: PN 6
Ends: Flanged



SIMPLEX BASKET STRAINER

Size: 1" to 48"
MOC: WCB / CF8 / CF8M / MS / CI
Flow: Inline or Offline
Pressure: 150# / 300# / 600#
Ends: Flanged / Butt weld



DUPLEX BASKET STRAINER

Size: 1" to 48"
MOC: WCB / CF8 / CF8M / MS / CI
Flow: Inline or Offline
Pressure: 150# / 300# / 600#
Ends: Flanged / Butt weld



SAFETY VALVE / PRESSURE RELIEF VALVE

Size: From 25X50mm Upto 20X250mm
MOC: WCB / CF8 / CF3M / CF8M / CS
Nozzle: SS
Pressure: 150# / 300#
Temp: Saturated
Ends: Lugged / Flanged Type
 Type: Square Type / Slide Gate /



ASH DISCHARGE VALVE

Size: 3" to 12"
MOC: CI / WCB / CF8 / CF8M CS / DI / SGCI
Service: Bidirectional & Unidirectional
Pressure: Upto 10 kg/cm²
Temp: Depends on MOC
Ends: Flanged Type



PNEUMATIC / ELECTRIC ACTUATORS

PNEUMATIC ACTUATOR - SINGLE / DOUBLE ACTING OPERATED VALVES



ELECTRICAL ACTUATORS



On / Off Actuator

Modulating Electric Actuator

On / Off type

Intelligent control type

Modulating type

ELECTRO-PNEUMATIC VALVE POSITIONER



YT-1000R+DOME+PTM

YT-1000R+L/S (ext.)+PTM YT-1000R+PTM (ext.)

YT-1000R+DOME

Compact Electro Pneumatic Valve Positioner

Linear Electro Pneumatic Valve Positioner

Smart Positioner

VALVE POSITION MONITOR APL - 2,3,4,5N SERIES



APL-2N

APL-3N

APL-4N

APL-5N

SOCKET WELD & SCREWED FITTINGS



UNION



S/W CROSS



S/W 90 DEG ELBOW



S/W 45 DEG ELBOW



RED. TEE



M-F UNION



INSERT



HEX HEAD PLUG



COUPLING



BARREL NIPPLE

BUTT WELD FITTINGS



45° ELBOW



90° ELBOW



180° RETURN



CAP



CONC. REDUCER



CONC. SWAGE NIPPLE



ECC. REDUCER



ECC. SWAGE NIPPLE



EQUAL CROSS



EQUAL TEE

FLANGES



BLIND



SLIP ON



SPECTACLE BLIND



WELDNECK

OLETS



WELDOLET



LATROLET



NIPPOLET




SOKOLET



THREDOLET

PTFE EXTRUDED ROD



Diameter: 3mm to 500m (Standard)
Length: 900m / 1000m / 2000m (Standard)
Material: Virgin PTFE
Specification: ASTM -D 1710
Made to Order: Specific Length & Diameter available as per requirement

PTFE EXTRUDED TUBE




Diameter: 20mm to 500m (Standard)
Inner Diameter: 10mm to 175mm (Standard)
Length: 1000m (Standard)
Material: Virgin PTFE
Specification: ASTM -D 3295
Made to Order: Specific O.D & I.D available as per requirement

PTFE MOULDED ROD



Diameter: 12.5mm to 500m (Standard)
Length: 300m (Standard)
Material: Virgin PTFE
Filler: Glass / Carbon / Graphite / Bronze / Mos2
Specification: ASTM -D 1710
Made to Order: Specific Length & Diameter available as per requirement

PTFE MOULDED BUSH



Outer Diameter: 12.5mm to 500m (Standard), upto 1800mm
Inner Diameter: 6mm to 275m (Standard)
Length: 100m (Standard)
Material: Virgin PTFE & Filled PTFE
Filler: Glass / Carbon / Graphite / Bronze / Mos2
Specification: ASTM -D 3295
Made to Order: Specific O.D & I.D available as per requirement

PTFE MOULDED SHEET



Standard Size: 300x300mm, 450x450mm, 600x600mm, 1000x1000m, 1200x1200mm, 1500x1500mm, 1000x2000mm.
Thickness: 3mm to 500mm
Material: Virgin PTFE & Filled PTFE
Filler: Glass / Carbon / Graphite / Bronze / Mos2
Specification: ASTM -D 3293
Made to Order: Specific Length, Thickness & Width available as per requirement

PTFE SKIVED SHEET



Standard Size: 300x300mm, 450x450mm, 600x600mm, 1000x1000m, 1200x1200mm, 1500x1500mm, 1000x2000mm, 2000x2000mm
Thickness: 0.1mm to 10.0mm
Material: Virgin PTFE & Filled PTFE
Filler: Glass / Carbon / Graphite / Bronze / Mos2
Specification: ASTM -D 3308
Made to Order: Specific Length, Thickness & Width available as per requirement

PTFE EXPANDED SHEET



Sheet is a high quality gasket sheet made of pure multidirectional PTFE to cut or punch gaskets. Creep tendency under force & temperature is considerably reduced compared to other PTFE gasket sheets.
Pressure: Full vacuum to 200 bar
Temperature: -200 deg C to +230 deg C
Made to Order: Specific Length, Thickness & Width available as per requirement

PTFE ADHESIVE TAPE



This expanded soft packing fills all the voids in uneven or damaged surfaces thereby giving perfect sealing. It is chemically inert, hence can be used with almost all chemicals. One side has adhesive tape, hence its easy to install.
Pressure: Full vacuum to 200 bar
Temperature: -240 deg C to +260 deg C
Made to Order: Specific Length, Thickness & Width available as per requirement

PTFE MACHINED COMPONENT



PTFE & Filled Grade available in machined components such as valve seat rings, rof packing, seal cover, valve sleeves, wedge rings, 'O' rings, piston rings, washers, bearings, balls, bushings, insulators, pipe joints, guides, breaks, etc & all types of components for non-lubricates compressors or any PTFE components as per req.
Made to Order: Specific O.D, I.D available as per requirement

PTFE DIMPLE SHEET



Standard Packing: PTFE Bridge Bearing Pad, also known as PTFE Dimple Sheet, is mostly used in fastly growing infrastructural projects like Metro, Railway Bridges, Fly-Overs, etc.
Range: As per client's specification & drawing
Available Grades: Different combinations available using Virgin PTFE, Peek PTFE, Glass, Carbon, Graphite, Bronze, Mos2, Stainless Steel, Pigmented PTFE, etc.

GLAND PACKING



Standard Packing: 30mm to 40mm in Square and Round, Other sizes & specific lengths can be supplied as per customers req.
Range: PTFE Universal Soft Packing, PTFE Graphite Soft Packing, Valve Seal, Pure Expanded Graphite Packing, Pure Carbon Packing, PTFE Packing, PTFE Graphited Packing, Aramid Packing, PTFE & PTFE Graphite Combination Packing, Hollow Core / Solid Core Packing, etc

TURSITE SHEET & STRIP



Tursite known as various names like Bearing linear / Trexxon etc. Extensively used in mechanical machine tool manufacturing industries, Hydraulics & Pneumatic Manufacturing Industries.
Range: As per client's specification & drawing
Available Grades: Different combinations available using Virgin PTFE, Peek PTFE, Glass, Carbon, Graphite, Bronze, Mos2, Stainless Steel, Pigmented PTFE, etc.



Applications : Suitable for water, steam, gas, air, thermal oil in all industries areas including textile, cement, petrochemical, oil & gas, pulp and paper, steel industries, pharmaceutical, power plant, food & beverages, waste water treatment plants, automobiles and many more.



FLOWTECH VALVES & FITINGS CO

**771/ A BLOCK-P, NEW ALIPORE,
KOLKATA-70053, WEST BENGAL, INDIA**

Ph: 8910434716, 8240606847, 703785819

**Email: info.flowtechvalves@gmail.com,
flowtechvalves2012@gmail.com**

Web: www.flowtech-valves.com